







Mt. Sidley Climb

TRIP INFORMATION PACKET

 Vinson Massif,
Antarctica

 16,050 ft. (4,892 m)

 January 7, 2027 -
January 22, 2027

 USD \$75,000



Trip begins in Punta Arenas, Chile at Presidente Carlos Ibáñez del Campo International Airport (PUQ).

Please follow this 5 step checklist to complete your trip registration:

1. Signed Policies Document
2. Signed Health Questionnaire
3. Signed Release Form

Please fill out these three documents, scan and return them in an email to admin@mtnpprofessionals.com.

If you prefer to mail the documents:

Mountain Professionals
PO Box 1468
Boulder, CO
80306

4. Make \$10,000 u.s.d non-refundable deposit to secure your spot
5. Final balance of payment due 100 days before trip

Price Includes

- Mountain Professionals Guides/Expedition Leader
- Pick up at Punta Arenas Airport to your Hotel at the start of the trip
- Three nights accommodation in Punta Arenas before flight to Antarctica
- Flights to and from Punta Arenas to Union Glacier, Antarctica
- All transportation, according to the program

- Support services while in Antarctica
- Welcome Dinner in Punta Arenas
- All permits and fees for Antarctica
- All meals on expedition and in Antarctica
- Group equipment, tents, stoves, safety equipment, etc
- Navigation equipment, compasses GPS, etc
- Communication, satellite phones, dispatches
- Mountain Professionals Staff in Punta Arenas
- First Aid Kits, Locator device, Wilderness First Responder Guide, Doctors in Antarctica
- Full base camp services at Union Glacier
- Access to solar panels, charging, showers, full toilet facilities at Union Glacier
- High Camp cache of tents, group gear, for lighter carry to high camp
- Weather Reports
- All group climbing gear, ropes, tents, snow protection, radios
- Internal flights in Antarctica
- Certificate of Completion for Mt. Sidley

Price Does Not Include:

- International airfare
- Food and beverages while in Punta Arenas, outside of the Welcome Dinner and breakfasts
- Lodging Costs in Punta Arenas beyond three nights if any delays
- Personal clothing and camping gear on the equipment list
- Emergency Evacuation Insurance (required)
- Excess baggage charges if applicable
- Expenses of a personal nature or due to delays, including extra hotel nights in Punta Arenas
- Charges incurred as a result of delays with flights that would affect personal flights

Projected Itinerary:

Day 0: January 7: Arrive in Punta Arenas, Chile. Packing and Planning for Expedition

(Note: Our climbers must be in Punta Arenas, Chile three days prior to our Antarctica flight scheduled for January 10. Arriving early is meant so there is no stress from late or lost luggage by your airline, so we can discuss your arrival plans on an individual basis when looking into air travel.) This is why we ask you to arrive on January 7th.

Day 1: January 8th, 2025, Punta Arenas. Gear and clothing check, time to visit the town and buy last minute items. General work for the trip.

Day 2: Morning Duffle Bag Check in to the flight operator. Meeting with our flight partner for Antarctica Briefing. Learn about the operation and pre-flight information for procedure and Antarctica

specific information. Pack our bags for flight and be on standby for flight the next morning to Antarctica - Union Glacier.

Day 3: January 10th: Flight to Union Glacier Base Camp (4.5 hours) Possible evening Flight to Sidley Base Camp (weather dependent).

Day 4: Flight from Union Glacier to the base camp of Mt. Sidley.

Day 5: Organization and rope team setup, Base Camp.

Days 6 - 11: Climbing period on Mt. Sidley.

Day 12: Return flight from Base Camp to Union Glacier Camp.

Day 13: Extra Day for any delays.

Day 14: January 21, 2025 - Fly back to Punta Arenas. We will be on standby ready to fly back to mainland Chile. We are taken back to your hotel for celebration and to finish the trip.

Day 15: Extra Day for Delays

Day 16: Flight Home

Trip Information:

Climbers must remain flexible in time schedules. Our scheduled Antarctica flight is on January 10th, 2027, however flight delays are a possibility. Therefore you must be open to an adjusting departure and we will help you arrange additional nights at the hotel. At this point you are in “ready to go” mode and awaiting the call to fly.

The return flight to Punta Arenas from Antarctica, is on a set schedule but can be varying depending on any delays with weather that would impact the pilots overall decision. Your Return to Chile Flight is on schedule for January 21, 2027.

Please note that we suggest a return flight from Chile back to your home departing on January 23 or 24, 2027 or **LATER**. The realities of Antarctica are that there could be delays in returning. The weather is typically stable, but it is a possibility that a delay can happen. So for this reason, we recommend either making a **flexible return ticket that can be changed**, or you may consider making your return flight home for several days later.

If you choose to make a return flight home several days later than the return flight, you may end up with extra days in Chile, at that point it is your personal decision to change your return home flight or spend extra time sightseeing in Chile.

Our trip begins in Punta Arenas, Chile. We will take a 4-hour transport flight to the Union Glacier camp on the Antarctic Continent. As soon as weather permits, we will be transported to the base of Mt. Sidley via DC-3 Airplane with all the supplies and equipment needed to make a self-sufficient ascent of the mountain.

The route travels via moderate snow and ice slopes and is moderate in technical difficulty, however we climb with extreme care to avoid crevasse dangers while on the lower mountain. Our team will travel using glacier travel techniques as a rope team.

Our team will be traveling via rope team travel because we are always on glaciated terrain. We will utilize one high camp on the mountain above base camp and climb a route toward the East Ridge of the summit crater.

The summit day is an amazing climb in the 24 hour sunlight of the Antarctica Summer. Although the summit day is cold, the climbing route is relatively moderate in technical difficulty and team members with good determination and appropriate training will enjoy a successful climb to the summit of Mount Sidley.

We would then return to high camp for an evening's rest and descend to base camp the following day, collecting our things along the way. At the first opportunity, and when all the climbers attempting Sidley arrive back to base camp, The DC-3 which has been waiting at camp will bring back all climbers to the Union Glacier base where showers and celebration awaits. A return flight back to Punta Arenas will be the final step to finish off the expedition.

First Aid:

Our guides will be carrying a complete first aid kit which will include everything from altitude drugs, antibiotics, blister kits, and everything for cuts, wounds and minor trauma. We are a self-reliant expedition and as a team we must be able to deal with small medical issues and continue our journey. We ask you to carry a small personal kit, contents could include:

Any personal prescription medications in their original containers

Over-the-counter anti-inflammatory tablets for daily aches, example: Ibuprofen, Tylenol.

If you have a history of severe allergic reactions-you should see your doctor about it. Epinephrine auto-injector (e.g., EpiPen)

There will be a Medical Doctor stationed at Union Glacier Camp that we can consult with on medical issues.

Please note: If for any reason you choose to or must leave the expedition earlier than our team's scheduled departure, you will be responsible for any costs incurred. This is why evacuation insurance is mandatory to travel in Antarctica.

Leadership:

Our team of guides brings significant climbing and polar expedition skills from extensive expeditions worldwide. Our Vinson and Sidley expedition guides have a true passion for adventures on the ice and enjoy sharing these unique experiences with others. **(to be determined) will be the guide** on this specific Sidley Expedition.

Packing Information:

We recommend traveling to Punta Arenas, Chile with your personal gear in one or two duffle bags, the approximate size of bags would be equivalent to The North Face XXL duffel bags. In Punta Arenas, we will repack for the expedition and bring all the items necessary for the trip to Antarctica. Each team member will wear expedition clothing onto the plane bound for Antarctica. This will all be explained in detail.

Please bring a small backpack for which you can use as a carry on for the flight to Antarctica. This is useful for traveling with clothing items you will need to put on before exiting the aircraft at Union Glacier, carrying your passport and other small items. This bag will be left in Storage at Union Glacier along with items you choose to leave.

Each team member can bring approximately 35 kgs. of personal gear in duffle bags down to Union Glacier in Antarctica. These duffle bags will then accompany us to Sidley Base Camp.

We recommend you bring a storage bag which you can leave in Punta Arenas at the hotel concierge for storage of clean city clothes and other items not needed on the expedition.

A travel wallet that you can hang around your neck and place inside your shirt is a safe way to carry your money and travel documents. Other tips for this type of travel include the following:

- Carry a photocopy of your passport page.
- Arrive at the airport with plenty of time to ensure your baggage is within weight limits and is properly checked through all the way to Punta Arenas.

Food:

All the meals during the expedition portion are included in the cost of the trip. The meals during your time in Punta Arenas before and after the trip are at your own expense. Food is generally inexpensive in Chile and there are many excellent places to eat around. We will be staying in a part of town which is very tourist friendly.

At Union Glacier: We enjoy a very well established camp with our flight company. Meals are prepared by a cook staff and served buffet style in a very comfortable heated dining tent with tables and chairs as well as an assortment of drinks and snacks.

We will establish a base camp on the mountain and make plenty of hearty meals here and along the way at the higher camps. We have a dome with carpet, table and chairs, and it is heated by our stoves. Our mountain food is cooked by the guide staff and we strive to have good variety and quality meals throughout the mountain experience.

Please have additional small snacks for the actual expedition that you really enjoy on hand during the climb. Examples are candy bars, fruits and nuts, or salty snacks. Note that anything with a high water content may freeze, Plan to bring about 15 items of assorted snack foods. Many, many snacks are available for purchase in Punta Arenas at the large supermarkets.

At Union Glacier Camp:

We will be spending time at the Union Glacier camp run by ALE, the flight operations company. Union Glacier (UG) is a very comfortable place especially in relation to living on Antarctica. Our clients have access to the large dining and lounge tents and we will eat all meals while at UG inside the facilities. They staff full time cooks and the food is buffet style, with all kinds of hot and cold drinks, water, limited beer and wine, etc.

Also at the UG camp:

- Shower Facilities are available during certain times. Please bring a small camp towel and soap/shampoo or other basic showering essentials.
- A basic store for some Antarctica items such as t-shirts, hats, maps, etc. Cash Only.
- If we are delayed during our time spent at UG, you will be able to relax in the long dining tent or the lounge tent with comfortable chairs and library which have snacks, drinks, hot and cold water, games, books and other travelers or staff to pass the time getting to know. So it is a very easy and comfortable place to hang out.
- There are also full toilet facilities at UG.

Communications:

While in Punta Arenas: Plenty of telephones and many internet cafes offer every type of communication. Our hotel has internet for guests as well as wireless internet throughout the hotel.

While in Antarctica: At Union Glacier Camp, before and after the Sidley portion, there will be Wifi via a Starlink System.

Our team will post dispatches with text and photo descriptions on the Mountain Professionals website under the NEWS tab and social media. Friends and family can follow the adventure there.

Charging Electronics:

Please think through any cords and chargers you would need as well as a converter for the local plug, while in Chile. Universal kits are available in outdoor/travel stores. We will have access to power outlets that take both USB and 110/220 plugs at Union Glacier. While on the expedition, we recommend you bring a solar power battery with USB options for charging small electronics you wish to keep with power. The guide staff will have backup solar panels and batteries but it is tedious to charge team members items, this is why it is easier for individuals to have their own.

Contact Information:

Mountain Professionals Direct Line: (+1) 303.956.9945 admin@mtnpprofessionals.com

Main Contact: Ryan Waters, Director

Emergency Contact While on Expedition: Dave Elmore daveelmore@mtnpprofessionals.com

Useful Resources:

Trip Insurance:

At Mountain Professionals, nothing is more important than our clients' health and safety. Although we do everything possible to ensure our clients have a safe experience, an illness or injury before or during your trip could require a medical evacuation or other unforeseen costs.

Emergency Rescue Insurance is required by the Antarctic Treaty. Each team member must have a personal insurance policy that covers U.S. \$150,000 and we will assist you on getting your personal insurance.

We will recommend the links to purchase Evacuation Insurance from trusted providers upon sign up.

Most all the insurance policies that cover the Rescue/Evacuation Insurance needs for the trip will cost more or less \$100 usd. This is of course dependent on which company and policy you go with, age, and other personal factors when applying for the policy. We will assist you in getting the appropriate policy before the trip.

It is a personal decision to purchase additional trip coverage, such as cancellation or interruption insurance. This will increase the cost of insurance to more in the range of \$2000 usd, because of the expense of the trip. We realize it is a gamble to only purchase the minimum Evacuation Policy. Within 90 days of your Antarctica flight there is no refund from the total trip cost.

* Note: When buying your insurance policy online you will want to make the start date of the policy the day you leave home on flights to the trip and should run through approximately 7 days after the expected end date of our expedition.

Chile Entry Visa:

A passport is required to enter Chile. You must have a minimum amount of 6 months valid on your passport beyond the expected departure date from Chile. Visas are obtained upon arrival in the International Airport.

Please check with your countries requirements for entering Chile and obtaining a visa upon arrival.

We will need the following forms in addition to the Mountain Professionals documents, we will send these along to you:

1. ALE (flight company) - Medical Form, Personal Information Form, Waiver.
2. Also we will need a copy of your passport photo page.
3. We will need a copy of your Rescue Insurance Policy.

This is the general information packet, we will have various discussions to answer additional information for team members prior to the expedition. Please contact us with any questions you may have at any time.

Bringing Money:

It is a hard suggestion to make, because personal tastes dictate the amount. However a good general suggestion is to bring \$500 in cash in U.S. bills. This will be enough to cover buying gifts, beverages, meals, taxis and some snacks. There are ATM machines in Punta Arenas, these will dispense Chilean Pesos and give a normal exchange rate automatically within your transaction.

Post Climb: Our team of mountain guides are passionate about what they do for a living and work hard to deliver the best expedition experience possible. Tipping from either individuals or a combined group is not a requirement but is greatly appreciated and is a common practice in the American / International guiding industry.

Mountain Professionals Antarctica History:

The Mountain Professionals staff is in a strategic position to offer over 16 years of experience leading expeditions to Antarctica. Our guides have lived and worked in Chile for many years and have developed a top-notch trip from arrival to South America through the Antarctica experience itself.

We have operated multiple expeditions each season to Antarctica since 2009.

Ryan Waters, Director of Polar Programs: Ryan has been guiding Mt. Vinson for over fourteen years and has successfully led over 70 climbers to the summit. He is one of our primary guides on Vinson and Sidley and works with our guests prior to their Antarctica trip to suggest logistics, clothing, gear etc.